



PHILIPS

RESPIRONICS

Masks and
accessories

Home care masks and accessories

Technology that cares

Which mask for which patient?

All CPAP and bi-level patients

Silicone nasal masks

Gel nasal masks

Pico



EasyLife



Wisp



TrueBlue



ComfortGel Blue



If a minimal contact solution is desired		If mouth breathers		
Pillows	Cradle cushion or Pillows	Silicone full face masks		Gel full face mask
<p>Nuance Platform</p> 	<p>OptiLife</p> 	<p>Amara</p> 	<p>FitLife</p> 	<p>Amara Gel</p> 

Nasal masks

Minimal contact masks






Full face masks


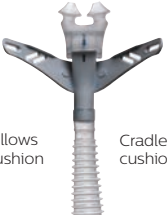



Accessories

Mask fitting

Devices

Patient interface line overview

	Pico	EasyLife	Wisp	ComfortGel Blue	TrueBlue
Nasal masks					
Sizes	S/M, L, XL	P, S, M, MW, L DuoPacks (S, M, MW, L)	P, S/M, L, XL	P, S, M, L DuoPack (P,S,M,L)	P, S, M, MW, L
SE version (no exhalation port)	No	Yes	Yes	Yes	Yes
Replaceable cushion	Yes	Yes	Yes	Yes	Yes

	Minimal contact masks		Full face masks		
	<p>Nuance Platform</p> 	<p>OptiLife 2-in-1 solution</p>  <p>Pillows cushion Cradle cushion</p>	<p>Amara</p> 	<p>Amara gel</p> 	<p>FitLife</p> 
Sizes	S, M, L	P, S, M, L	P, S, M, L	P, S, M, L	S, L, XL
SE version (no exhalation port)	No	No	Yes	Yes	Yes
Replaceable cushion	Yes	Yes	Yes	Yes	No

Nasal masks

Minimal contact masks

Full face masks

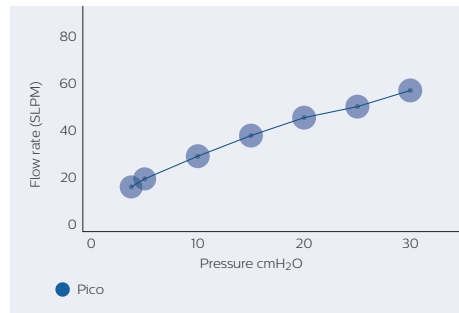
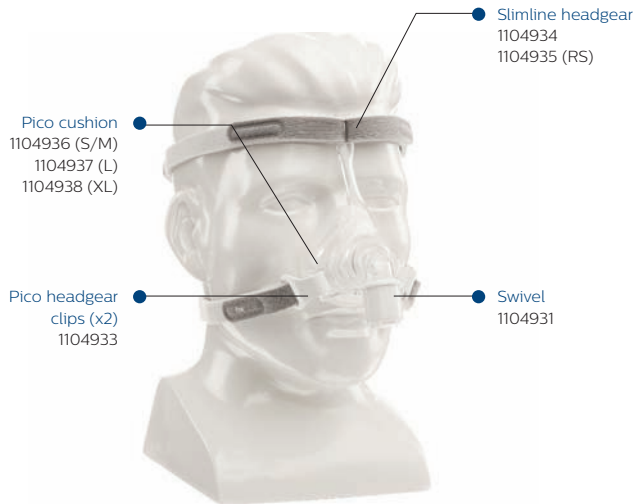
Accessories

Mask fitting

Devices

Pico

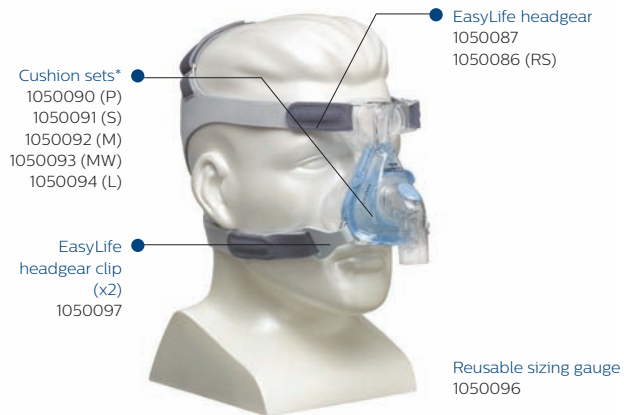
Value added performance.



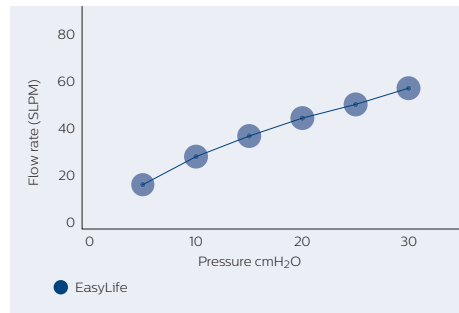
Size	S/M	L	XL
With exhalation	1104915	1104916	1104917

EasyLife

Our self-adjusting silicone nasal mask with AutoSeal technology.



Without exhalation port



Size	P	S	M	MW	L
With exhalation	1050020	1050021	1050022	1050023	1050024
Without exhalation	1050030	1050031	1050032	1050033	1050034
DuoPack (extra cushion)	1050025	1050026	1050027	1050028	1050029

*Cushion sets include both inner and outer cushions of the same size

Wisp

Performance has a new style.

Wisp headgear
1094082
1109307 (RS)
1094078 (L)

Wisp frame
1094080
(silicone frame)
1094081
(fabric frame)

Wisp headgear
clips (x2)
1094083

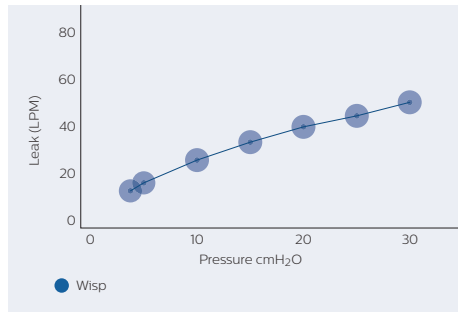


Wisp cushion
1094086 (P)
1094087 (S/M)
1094088 (L)
1112031 (XL)

Wisp tube and
elbow assembly
1105624



Without exhalation port



With exhalation port

Wisp mask with silicone frame

Wisp mask with fabric frame

Without exhalation port

Wisp mask with silicone frame

FitPack with cushion set*

1094060

1094061

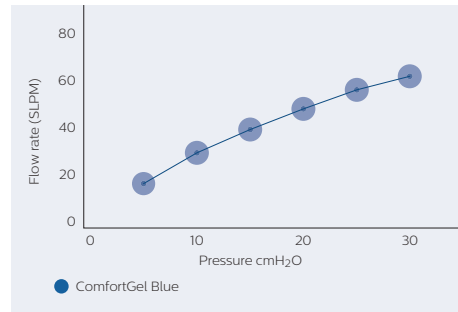
1094062

*Each package contains all three cushion sizes, which fit on the same frame.



ComfortGel Blue

Our gel technology for an optimized comfort and performance.

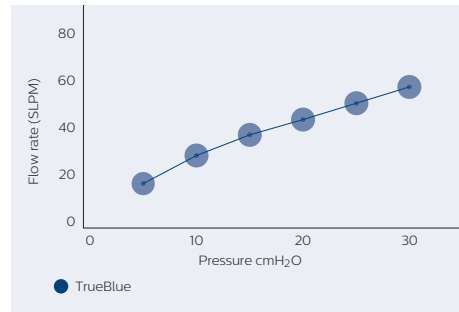
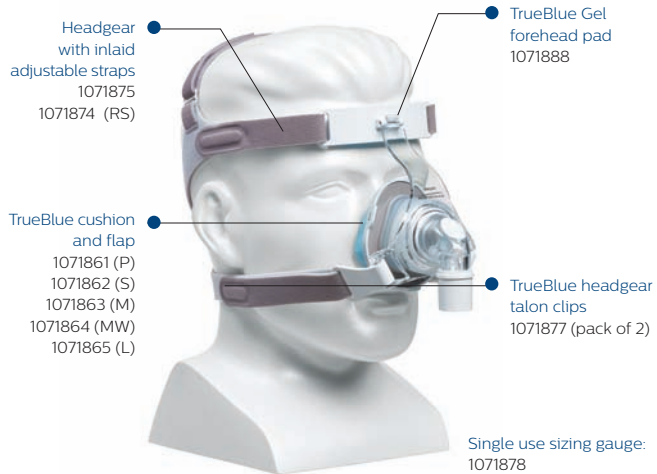


Size	P	S	M	L
DuoPack	1070075	1070074	1070073	1070072
With exhalation	1070067	1070066	1070065	1070064
Without exhalation	1070071	1070070	1070069	1070068

Nasal masks

TrueBlue

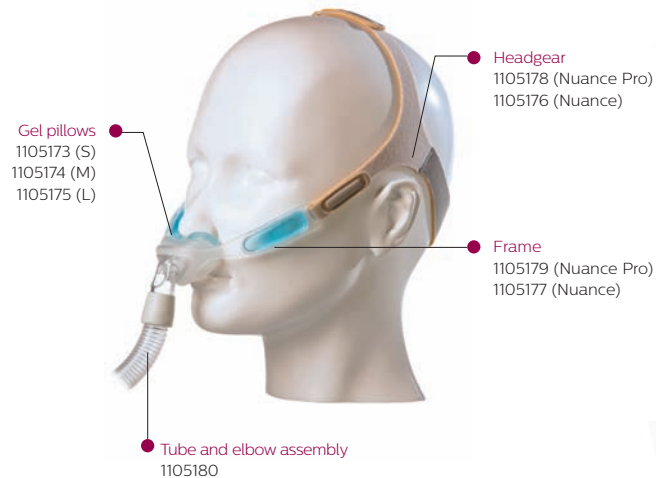
The next generation gel nasal mask with AutoSeal technology.



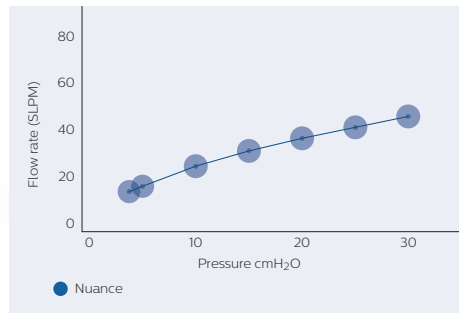
Size	P	S	M	MW	L
With exhalation	1071838	1071839	1071840	1071841	1071842
Without exhalation	1071843	1071844	1071845	1071847	1071848

Nuance Platform

A new standard. A new choice.



Nuance fabric version



With exhalation port

Nuance Pro with gel frame


Nuance with fabric frame

Pack with gel pillow set*

1105168

1105161

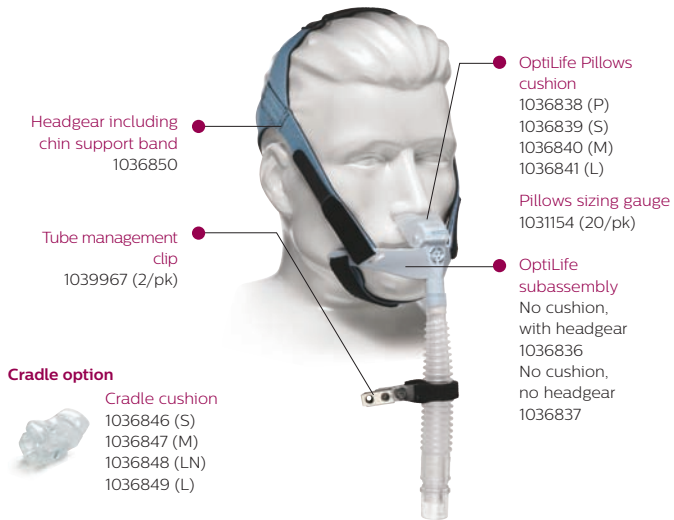
*Each package contains all three pillow sizes, which fit on the same frame.



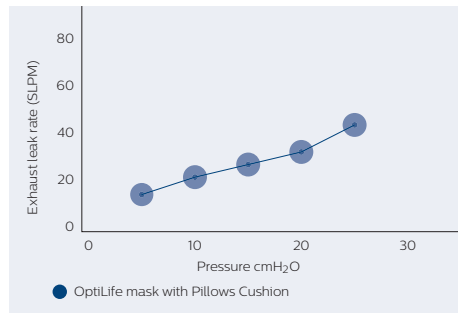
Minimal contact masks

OptiLife

Maximum comfort in a 2-in-1 minimal contact mask solution.



Minimal contact masks



OptiLife FitPack with headgear and Pillows cushions

Each cushion size individually wrapped inside carrying bag

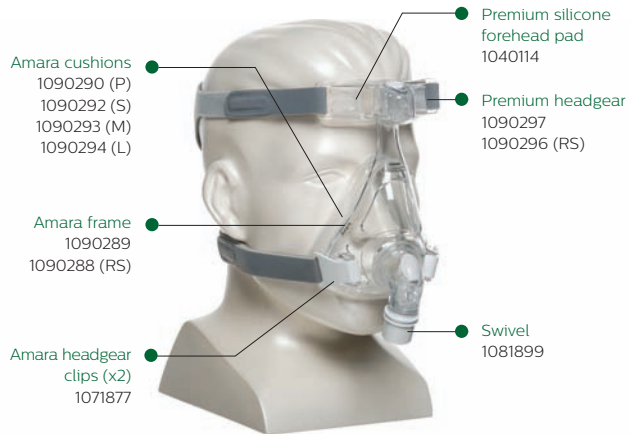
P, S, M, L	1036832
------------	---------

OptiLife 2-in-1 Pack with headgear

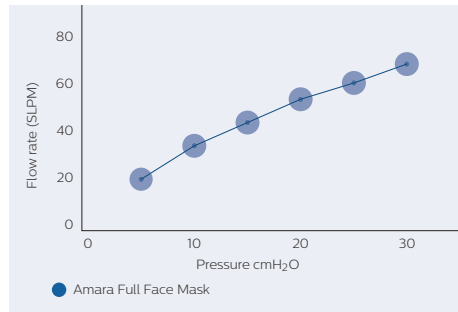
	Pillows and cradle	Pack content
S and M	1036833	Pillows P, S, M; Cradle S, M
M and L	1036834	Pillows M, L; Cradle M, L, LN

Amara

Performance, appeal and simplicity at its best.



Without exhalation port

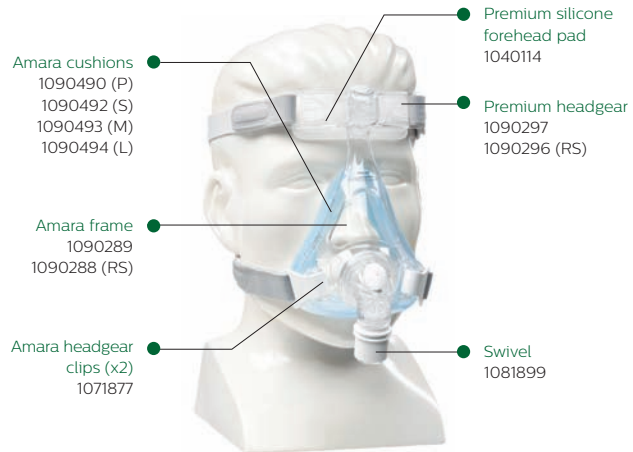


Size	P	S	M	L
With exhalation	1090220	1090221	1090225	1090228
Without exhalation	1090230	1090231	1090235	1090236

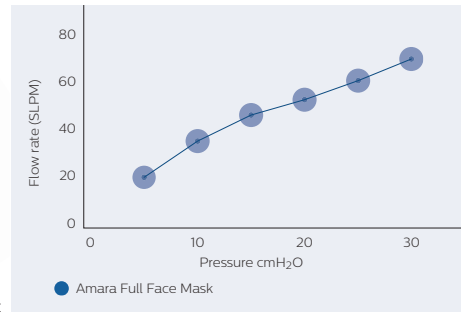
Full face masks

Amara Gel

Gel comfort for better sleep.



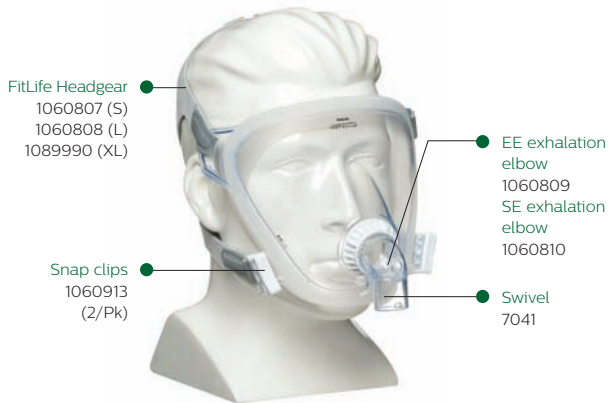
Without exhalation port



Size	P	S	M	L
With exhalation	1090420	1090421	1090425	1090426
Without exhalation	1090430	1090431	1090435	1090436

FitLife

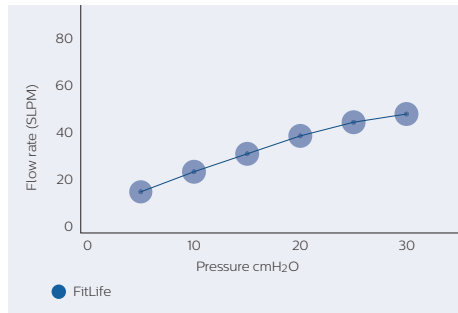
A total face mask that provides comfort for hard-to-fit patients.



Reusable sizing gauge
1060800



Without exhalation port



Size	S	L	XL
With exhalation	1060803	1060804	1089994
Without exhalation	1061711	1061712	1089995

Full face masks

Accessories

Softcaps

Part number	Softcaps (only fit to ProfileLite, ComfortClassic, and Contour masks)	
Mesh softcap		
1001632	Mesh softcap - Child	P
1002806	Mesh softcap - Medium size	M
1002807	Mesh softcap - Large size	L
1001634	Mesh softcap - X-Large size	XL
White Lycra softcap		
1001624	White softcap - Child	P
1001625	White softcap - Medium size	M
1001626	White softcap - Large size	L
1001627	White softcap - X-Large size	XL
Blue Lycra softcap		
1001628	Blue softcap - Child	P
1001629	Blue softcap - Medium size	M
1001630	Blue softcap - Large size	L
1001631	Blue softcap - X-Large size	XL



Mesh softcap



White Lycra softcap



Blue Lycra softcap

Chin straps

Part number	Chin straps
1012911	Premium chin strap
1006085	Deluxe chin strap
302175	Chin strap



1012911



1006085



302175

Reusable circuits

Part number	Reusable circuits
622038	Reusable flexible tubing, grey (1,83 m)
1032907	Performance tubing 22 (22 mm)
1074400	Performance tubing 15 (15 mm)
1049270	Tubing insulator (for rainout and noise reduction)
1007800	High-temperature tubing, beige (1,83 m)
1006121	Reusable patient tubing with pressure line (1,83 m)
7212	Reusable grey tubing (Long; 3 m)




622038



1032907



1049270



1007800



1006121

Reusable valves and swivels

Part number	Reusable valves and swivels
302312	Plateau exhalation valve (PEV)
332113	Whisper Swivel 2
622148	Outlet swivel with pressure tubing
302418	Pressure valve



302312



332113



622148



302418

Other accessories

Part number	Other accessories
312710	O ₂ enrichment port
1014047	Bacteria filter
FC06566	Mouthpiece, angled, 22 mm
1004524	Mouthpiece, angled, 15 mm
452040	NG tube sealing pads (10/Pk)




312710



1014047



FC06566



452040

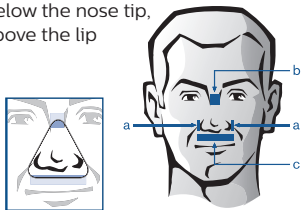
3 steps to successful mask fitting

Size selection – step 1

Nasal mask sizing ← Use the sizing gauge to select the right size →

Landmarks

- a. Sides of nostrils
- b. Bridge of nose zone
- c. Below the nose tip, above the lip



or



Applicable to TrueBlue only



or



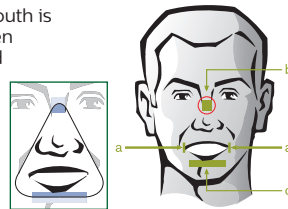
Applicable to Amara only

Full face mask sizing

Landmarks

- a. Sides of mouth
- b. Bridge of nose zone
- c. Below the lower lip

Make sure the mouth is slightly open when checking size and the top of the cushion is not too high on the bridge of the nose area.



For individual mask fitting steps, please refer to the user instruction guide of your mask.

Mask fitting – step 2

Common mistake

StabilitySelector adjusted too high / bottom strap too tight = leaks into eyes, top lip pressure / irritation



How to adjust?

1. Click and slide the adjuster downward.
2. Loosen the bottom strap of headgear.



One click on the StabilitySelector may make the difference. Always move the StabilitySelector in the opposite direction of the leak.



Common mistake

StabilitySelector adjusted too low / bottom strap too tight = leaks around the mouth, forehead and bridge nose irritation / pressure points



How to adjust?

1. Click and slide the adjuster upward.
2. Loosen top strap of headgear.



Correct position = mask parallel to the face

Do not overtighten the headgear.

For individual mask fitting steps, please refer to the user instruction guide of your mask.

Mask fitting

Final adjustments and cleaning instructions – step 3

Check the adjustments of the mask in lying position with the right pressure levels.



Cleaning instructions

Mask and tubing (wash daily)

- Hand wash the mask in warm water with mild dishwashing detergent.
- Rinse thoroughly and air dry completely before use.
- Wash face carefully before each use.
- Inspect the mask after cleaning; replace the mask and nasal interface cushion if damaged or worn.
- Rinse the tubing under shower and hang to dry.

Headgear (wash weekly)

- Handwash the headgear with mild detergent and warm water.
- Rinse thoroughly. Pat with a towel to absorb excess moisture, then hang to dry.

DO NOT use bleach, alcohol, any strong household cleaners, or cleaning solutions with alcohol, conditioners or moisturizers.

Additional fitting tips














- Check that the headgear is not overtightened: allow one finger/hand space between the face and each of the straps.
- Reposition the mask, if necessary, by gently pulling the cushion away from the nose and then back to the initial fit.





For individual mask fitting steps, please refer to the user instruction guide of your mask.

Mask fitting

Which device for which patient?

	Sleep therapy				Home ventilation		
							
							
	System One REMstar Pro	System One REMstar Auto	System One BiPAP Auto	System One BiPAP autoSV Advanced	BiPAP S/T and BiPAP AVAPS	BiPAP A30 and A40	Trilogy100 and Trilogy200
Target patients	OSA	OSA	OSA Severe patient Non-compliant patient	Complex breathing patterns such as: CSR, CSA, mixed apnea, and complex apneas	Chronic respiratory insufficiency patients (adult and children > 18 kg)	Chronic respiratory insufficiency patients (adult and children > 10 kg)	Chronic respiratory insufficiency patients (adult and children > 5 kg) Life support
Modes	Fixed CPAP (CPAP check)	Fixed CPAP Auto CPAP (CPAP Check and auto-trial)	Fixed bi-level Auto bi-level	Setup possible as: Auto CPAP, BiPAP S and S/T, Auto CPAP + Servo Ventilation, BiPAP + Servo Ventilation	<ul style="list-style-type: none"> • BiPAP S/T: CPAP, S, S/T, PC, T • BiPAP AVAPS: CPAP, S, S/T, PC, T 	<ul style="list-style-type: none"> • BiPAP A30: CPAP, S, S/T, PC, T • BiPAP A40 (NIV and IV capabilities, integrated battery*): CPAP, S, S/T, PC, T, AVAPS-AE 	<ul style="list-style-type: none"> • Invasive and non-invasive capabilities • Volume modes: AC, CV, SIMV • Pressure modes: CPAP, S, S/T, PC, T, PC-SIMV, AVAPS-AE, MPV

 Humidifier available in option

 Heated hose available in option

*Battery module may be optional in some markets.

Devices

Notes



Trademarks are the property of Koninklijke Philips N.V. or their respective owners. All rights reserved.

©2014 Koninklijke Philips N.V. All rights are reserved.

Philips Healthcare reserves the right to make changes in specifications and/or to discontinue any product at any time without notice or obligation and will not be liable for any consequences resulting from the use of this publication.

Broudy MH 9/14/14 MCI 4106073 PN 1067563

Philips Resptronics Asia Pacific
+65 6882 5282
Philips Resptronics Australia
+61 (2) 9947 0440
Philips Resptronics United Kingdom
+44 800 1300 845

Philips Resptronics
1010 Murry Ridge Lane
Murrysville, PA 15668 USA
Customer Service
+1 724 387 4000
www.philips.com/resptronics

Not all products are available in all countries. Please check with your local Philips Resptronics representative for availability.